

Louisiana Senate Finance Committee



FY26 Executive Budget

01 – Executive Department 124 – Louisiana Stadium and Exposition District

March 2025

*Senator Cameron Henry, President
Senator Glen Womack, Chairman*





FY26 Executive Budget

Schedule 01 — Executive Department Agencies

Executive Department

Management and
Regulatory Agencies
Supporting the
Executive Branch of
State Government

	Tab No.
Executive Department Overview	Overview
Executive Office	01-100 EXEC
Office of Indian Affairs	01-101 OIA
State Inspector General	01-102 SIG
Mental Health Advocacy Service	01-103 MHAS
Louisiana Tax Commission	01-106 LTC
Division of Administration	01-107 DOA
Coastal Protection and Restoration Authority	01-109 CPRA
Governor's Office of Homeland Security and Emergency Preparedness	01-111 GOHSEP
Military Affairs	01-112 MILI
Office of the State Public Defender	01-116 LPDB
La. Stadium and Exposition District	01-124 LSED
La. Commission on Law Enforcement	01-129 LCLE
Office of Elderly Affairs	01-133 OEA
La. State Racing Commission	01-254 LSRC
Office of Financial Institutions	01-255 OFI



01-124 Louisiana Stadium and Exposition District (LSED)


The Louisiana Stadium and Exposition District (LSED) is a political subdivision of the state. It is governed by a 7-member Board appointed by the Governor. It has ownership of and jurisdictional authority over the facilities shown in this presentation. The Board contracts with ASM Global to provide for the operation of:

Caesars Superdome Smoothie King Center

(Both owned by LSED and leased to the State)

Champions Square (leased to LSED by Zelia/Benson)

- **New Orleans Saints Training Facility**
 - **TPC Louisiana Golf Course**
- **Shrine on Airline (Baseball Stadium)**
 - **Alario Event Center**



In addition to operating expenses for the facilities, the LSED budget includes required payments in accordance with agreements with the Saints and Pelicans sports teams.





01-124 Louisiana Stadium and Exposition District Caesars Superdome and Smoothie King Center



- Caesars Entertainment and the Saints signed a new 20-year, \$138-million deal for naming rights for the Superdome in July 2021.
- The contract was approved by JLCB that month and began in August 2021.
- The deal breaks down to \$6.9 million annually.

- Opened in October 1999 at a cost of \$112 million, including site clearance and preparation.
- It was renovated in 2013 at a cost of \$34 million.
- The Center has flexible seating for up to 17,500 people.



01-124 Louisiana Stadium and Exposition District Champions Square



Champions Square is a redeveloped four-block urban site adjacent to the Superdome used as an outdoor event space.





01-124 Louisiana Stadium and Exposition District Other Facilities under LSED

**Saints Training
Facility**



TPC Louisiana Golf Course

**Shrine on Airline
(formerly Zephyr Field)**



Alario Event Center



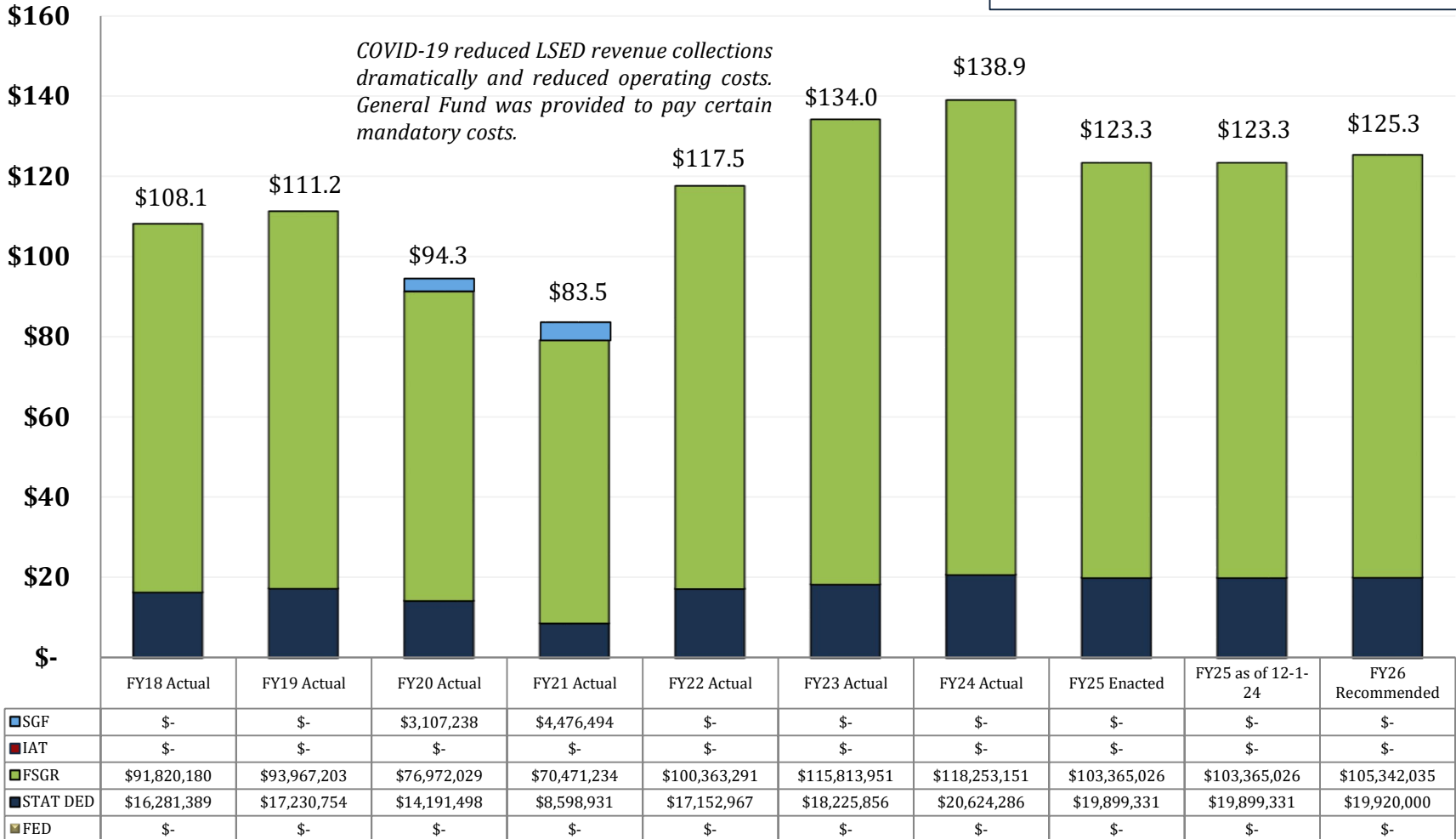


01-124 Louisiana Stadium and Exposition District

Changes in Funding since FY18

Total Budget by Fiscal Year and Means of Finance (in \$ millions)

Change from FY18 to FY26 is 15.9%.
(Actual to Recommended)
Change from FY18 to FY24 is 28.5%.
(Actual to Actual)





01-124 La. Stadium & Exposition District

Statewide and Agency-Specific Adjustments for FY26

State General Fund (Direct)	Interagency Transfers	Fees and Self-generated Revenues	Statutory Dedications	Federal Funds	Total	T.O.	Adjustment
\$0	\$0	\$103,365,026	\$19,899,331	\$0	\$123,264,357	0	FY25 Existing Operating Budget as of 12/1/24
\$0	\$0	(\$1,103,694)	\$0	\$0	(\$1,103,694)	0	Risk Management
\$0	\$0	(\$1,103,694)	\$0	\$0	(\$1,103,694)	0	Total Statewide Adjustments
\$0	\$0	\$3,080,703	\$20,669	\$0	\$3,101,372	0	Total Other Adjustments
\$0	\$0	\$105,342,035	\$19,920,000	\$0	\$125,262,035	0	TOTAL FY 26 Recommended Budget
\$0	\$0	\$1,977,009	\$20,669	\$0	\$1,997,678	0	<i>Total Adjustments (Statewide and Agency-specific)</i>

Other Adjustments

State General Fund (Direct)	Interagency Transfers	Fees and Self-generated Revenues	Statutory Dedications	Federal Funds	Total	T.O.	Adjustment
\$0	\$0	\$3,080,703	\$0	\$0	\$3,080,703	0	Increases funding for operating expenses of the facilities operated by the Louisiana Stadium and Exposition District.
\$0	\$0	\$0	\$400,000	\$0	\$400,000	0	Increases Statutory Dedications out of the Sports Facility Assistance Fund by \$100,000 and out of the New Orleans Sports Franchise Fund by \$300,000 to fund contractual obligations of the state to the Saints and Pelicans.
\$0	\$0	\$0	(\$379,331)	\$0	(\$379,331)	0	Reduces Statutory Dedications out of the New Orleans Sports Franchise Assistance Fund based on the most recent Revenue Estimating Conference (REC) forecast.
\$0	\$0	\$3,080,703	\$20,669	\$0	\$3,101,372	0	Total Other Adjustments

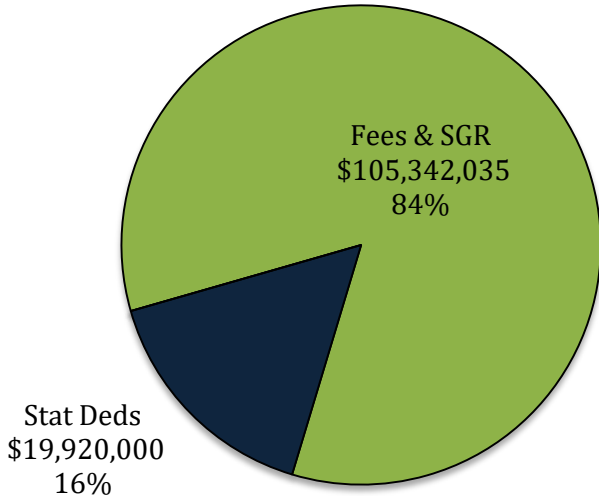


FY26 Executive Department

01-124 Louisiana Stadium and Exposition District (LSED)

Total Funding	FY24 Actual	FY25 Enacted	FY25 EOB as of 12-1-24	FY26 Recommended	Difference FY25 EOB to FY26 Recommended
State General Fund	\$0	\$0	\$0	\$0	\$0
Interagency Transfers	\$0	\$0	\$0	\$0	\$0
Fees and Self-generated Revenues (Inclu. LSED License Plate Dedicated Account)	\$118,253,151	\$103,365,026	\$103,365,026	\$105,342,035	\$1,977,009
Statutory Dedications:					
<i>New Orleans Sports Franchise Fund</i>	\$2,049,333	\$2,049,331	\$2,049,331	\$1,670,000	(\$379,331)
<i>Sports Facility Assistance Fund</i>	\$8,150,000	\$6,150,000	\$6,150,000	\$6,250,000	\$100,000
<i>New Orleans Sports Franchise Assistance Fund</i>	\$10,424,953	\$11,700,000	\$11,700,000	\$12,000,000	\$300,000
Federal Funds	\$0	\$0	\$0	\$0	\$0
LSED TOTAL	\$138,877,437	\$123,264,357	\$123,264,357	\$125,262,035	\$1,997,678

FY26 Recommended Total Means of Finance



Statutory Dedications	Amount
N.O. Sports Franchise Fund: <i>Dedication of a 1% hotel sales tax generated in Orleans Parish</i>	\$12.0 million
Sports Facility Assistance Fund: <i>State income tax from non-resident players</i>	\$6.3 million
N.O. Sports Franchise Assistance Fund: <i>Slots at the Fairgrounds Racetrack</i>	\$1.7 million
Total Statutory Dedications	\$19.9 million



Categorical Expenditures

Examples of Categories

Departments expend funding in the five major categories listed below.

Personal Services

- Salaries – Regular, overtime, and termination pay for Classified and Unclassified personnel.
- Other Compensation – Wages, student labor, compensation for board members and/or board of trustees, evening instruction, university instructors, etc.
- Related Benefits – Retirement contributions, post-retirement contributions/benefits, FICA tax, Medicare tax, group insurance contributions, compensated absences, other related benefits, taxable fringe benefits, etc.

Total Operating Expenses

- Travel – In-state and Out-of-state, including meal reimbursement.
- Operating Services – Advertising, printing, insurance, maintenance, rentals, data processing, internet costs, dues and subscriptions, mail delivery, telephones, data lines, vehicle tracking and telematics, utilities, depreciation, amortization, banking services, credit card fees, etc.
- Supplies – office supplies and equipment, computers, clothing and uniforms, medical, pharmaceutical, food, automotive, repair and maintenance, software, etc.

Professional Services – Accounting, auditing, management consulting, engineering, architectural, legal, medical and dental, veterinary, information technology, etc.

Total Other Charges

- Other Charges – Aid to school boards, local government, etc.; public assistance; miscellaneous charges; judgments, fines, and penalties; interest on judgments; punitive/compensatory damages; OC personal services, operating expenses, professional services; contract attorney expenses; recoupments; furlough; contractual services; interest expense; claim payments; commercial group insurance; reinsurance; loans issued; disbursements; etc.
- Debt Service – Principal, interest, related charges, reserve requirement, amortization, and bond premiums.
- Interagency Transfer Line-Item Expenditure – Any expenses paid for with Interagency Transfers – from commodities and services to equipment.

Acquisitions and Major Repairs

- Acquisitions – Land; buildings; automobiles; aircraft; accessories; equipment; software; hardware; farm and heavy equipment; boats; capital outlay expenditures; construction; etc.
- Major Repairs – Land improvement; buildings; automotive; grounds; boats; aircraft; movable equipment; farm equipment; medical; office; library; education; recreation; communication; other equipment; pollution remediation; etc.



01-124 LSED

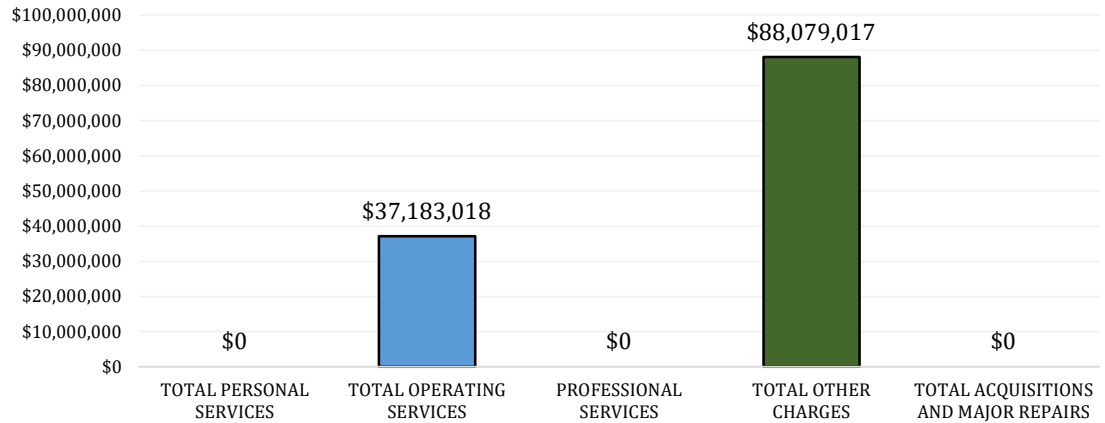
Categorical Expenditures at FY26 Recommended

The largest expenditure category in LSED is Other Charges, which makes up 41 percent of total expenditures. These are the team entitlements, capital replacement and repair, management fees, and LSED administrative expenses.

Debt Service contributes roughly 24 percent and is primarily for facility renovations that are secured by the hotel occupancy tax and event revenue. Interagency Transfer expenses are for the Office of Risk Management.

Operating Services is about 30 percent of the budget and includes facility operating expenses.

FY26 Recommended Expenditures



Categorical Expenditures	FY24 Actual	FY25 Enacted	FY25 EOB as of 12/01/24	FY26 Recommended	Difference FY245EOB vs. FY26 REC
Salaries	\$0	\$0	\$0	\$0	\$0
Other Compensation	\$0	\$0	\$0	\$0	\$0
Related Benefits	\$0	\$0	\$0	\$0	\$0
TOTAL PERSONAL SERVICES	\$0	\$0	\$0	\$0	\$0
Travel	\$0	\$0	\$0	\$0	\$0
Operating Services	\$46,493,433	\$35,077,757	\$35,077,757	\$37,183,018	\$2,105,261
Supplies	\$0	\$0	\$0	\$0	\$0
TOTAL OPERATING EXPENSES	\$46,493,433	\$35,077,757	\$35,077,757	\$37,183,018	\$2,105,261
PROFESSIONAL SERVICES	\$0	\$0	\$0	\$0	\$0
Other Charges	\$73,522,182	\$51,759,806	\$51,759,806	\$51,895,975	\$136,169
Debt Service	\$13,697,954	\$29,135,784	\$29,135,784	\$29,995,726	\$859,942
Interagency Transfers	\$5,163,868	\$7,291,010	\$7,291,010	\$6,187,316	(\$1,103,694)
TOTAL OTHER CHARGES	\$92,384,004	\$88,186,600	\$88,186,600	\$88,079,017	(\$107,583)
Acquisitions	\$0	\$0	\$0	\$0	\$0
Major Repairs	\$0	\$0	\$0	\$0	\$0
TOTAL ACQ. & MAJOR REPAIRS	\$0	\$0	\$0	\$0	\$0
TOTAL EXPENDITURES	\$138,877,437	\$123,264,357	\$123,264,357	\$125,262,035	\$1,997,678

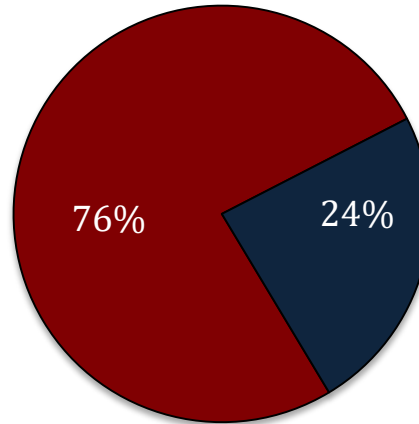


01-124 LSED

FY26 Discretionary/Non-Discretionary Comparison

FY26 Recommended Discretionary — \$95,266,309

- Discretionary SGF = \$0
- Discretionary IAT = \$0
- Discretionary FSGR = \$75,346,309
- Discretionary DEDS = \$19,920,000
- Discretionary FED = \$0
- Discretionary T.O. = 0



- Non-Discretionary SGF = \$0
- Non-Discretionary IAT = \$0
- Non-Discretionary FSGR = \$29,995,726
- Non-Discretionary DEDS = \$0
- Non-Discretionary FED = \$0
- Non-Discretionary T.O. = 0

FY26 Recommended Non-Discretionary — \$29,995,726

Total Discretionary Funding by Office		
Executive Office	\$20,202,700	0.42%
Office of Indian Affairs	\$0	0.00%
Office of Inspector General	\$1,896,717	0.04%
Mental Health Advocacy Service	\$0	0.00%
LA Tax Commission	\$4,513,598	0.09%
Division of Administration	\$1,525,940,875	31.83%
Coastal Protection and Restoration Authority	\$200,940,516	4.19%
GOHSEP	\$2,630,341,107	54.86%
Department of Military Affairs	\$118,484,655	2.47%
Louisiana Public Defender Board	\$48,406,641	1.01%
Louisiana Stadium and Exposition District	\$95,266,309	1.99%
Louisiana Commission on Law Enforcement	\$48,066,304	1.00%
Governor's Office of Elderly Affairs	\$69,737,153	1.45%
Louisiana State Racing Commission	\$18,365,839	0.38%
Office of Financial Institutions	\$12,431,249	0.26%
Total Discretionary	\$4,794,593,663	100.00%

Total Non-Discretionary Funding by Type		
Debt Service related to outstanding bonds	\$ 29,995,726	100%
Total Non-Discretionary	\$ 29,995,726	100%



01-124 Louisiana Stadium and Exposition District

LSED Board and Related Employment Information for ASM Global



LSED Board Members

Robert Vosbein, Jr., *Chairman*
Daniel Becnel
Matt Bowers
John Condos
Tommy Cvitanovich
Hilary Landry
Cedric Richmond

- The LSED is a political subdivision of the state.
- It has ownership of and jurisdictional authority over the facilities shown in this presentation.
- The LSED provides oversight concerning these facilities through the seven-person board listed above, who are appointed by the governor.
- The members of the board have no set term length and serve at the determination of the governor.

ASM Global is the private company responsible for event planning and venue management in LSED facilities. The company has a portfolio of over 300 stadiums, arenas, convention centers, theaters, and other establishments around the world.

The chart below shows demographic information on ASM's employees in New Orleans.

**Note: the LSED budget itself does not have any Authorized T.O. positions.*

Department Demographics	Total	%
Gender		
Female	1,375	44%
Male	1,729	56%
Race/Ethnicity		
White	801	26%
Black	2,190	71%
Asian	26	1%
Hispanic	69	2%
American Indian	5	0%
Two or More Races	13	0%
Declined to Answer	0	0%
TOTAL	3,104	100%

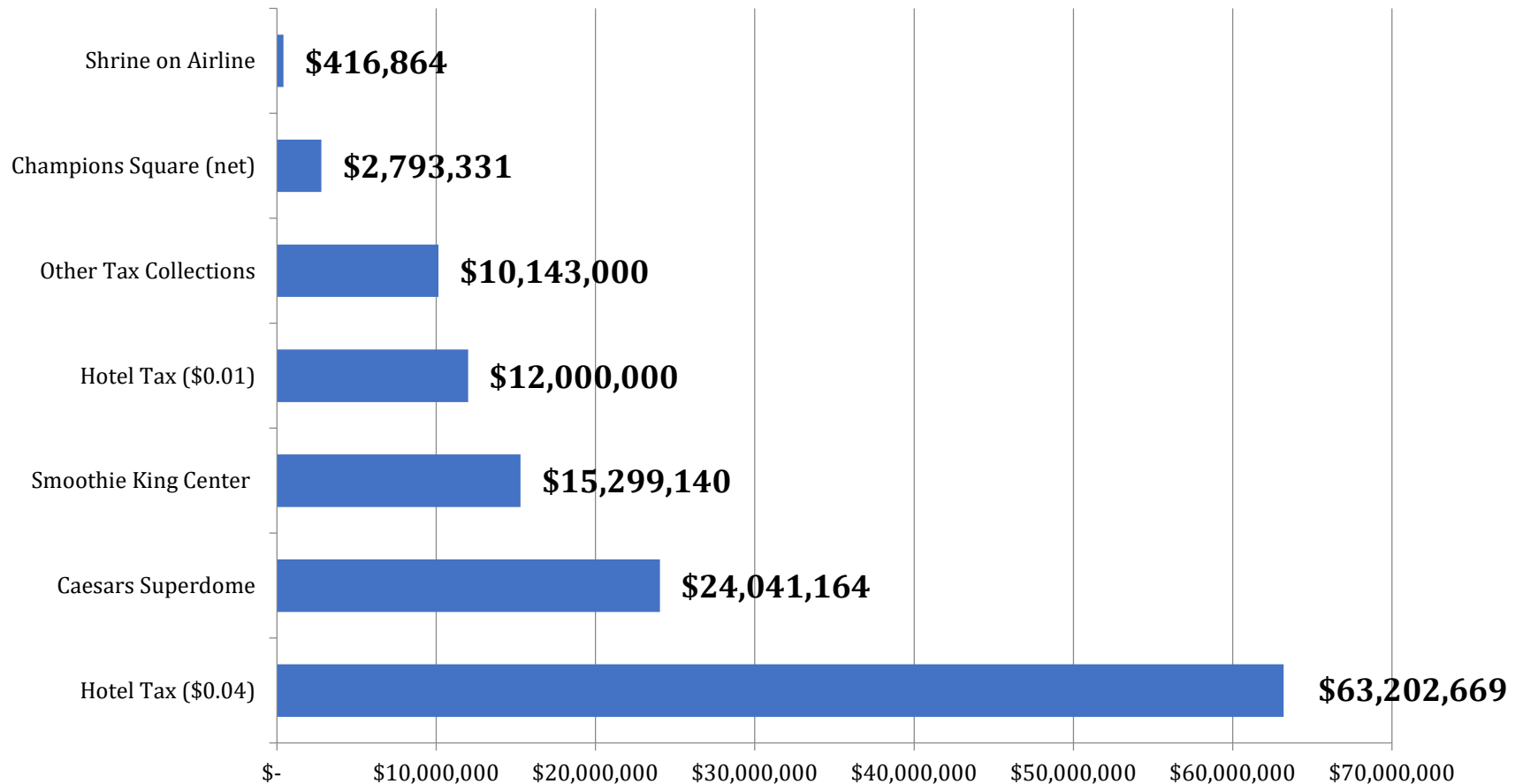


01-124 Louisiana Stadium and Exposition District

Expenditure and Revenue Data

LSED Operating Budget: FY 2026

Sources of Revenue = \$127,896,168

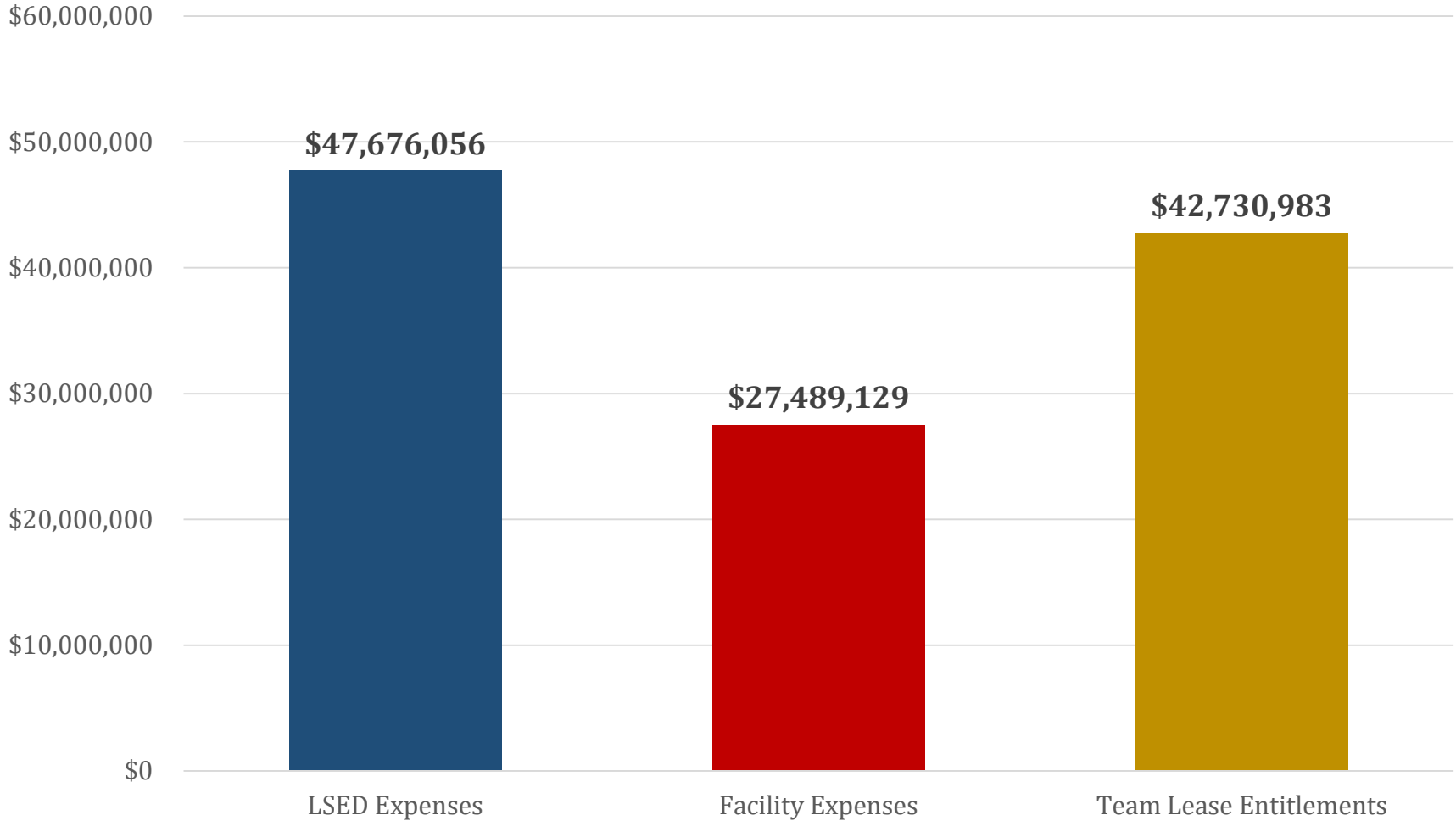




01-124 Louisiana Stadium and Exposition District

Expenditure and Revenue Data

LSED Operating Budget: FY26
Allocation of Expenses = \$127,896,168



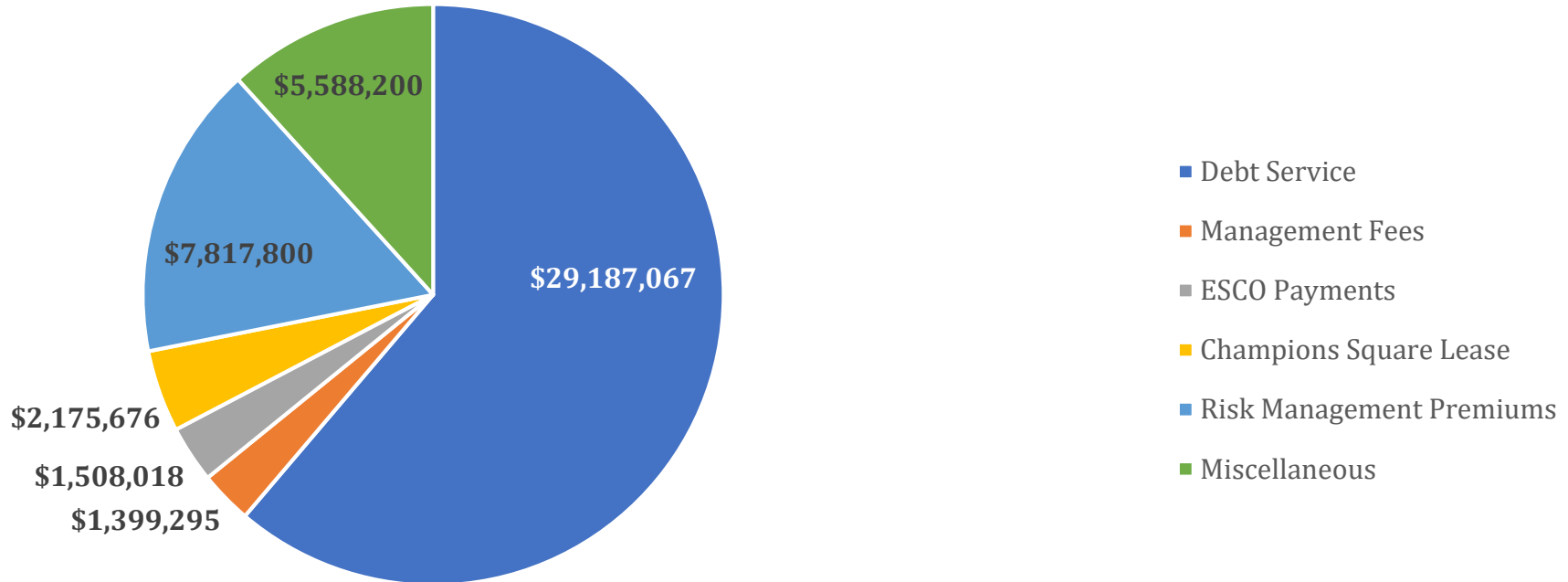


01-124 Louisiana Stadium and Exposition District

Expenditure and Revenue Data

LSED Operating Budget: FY 2026

LSED Expenses = \$47,676,056



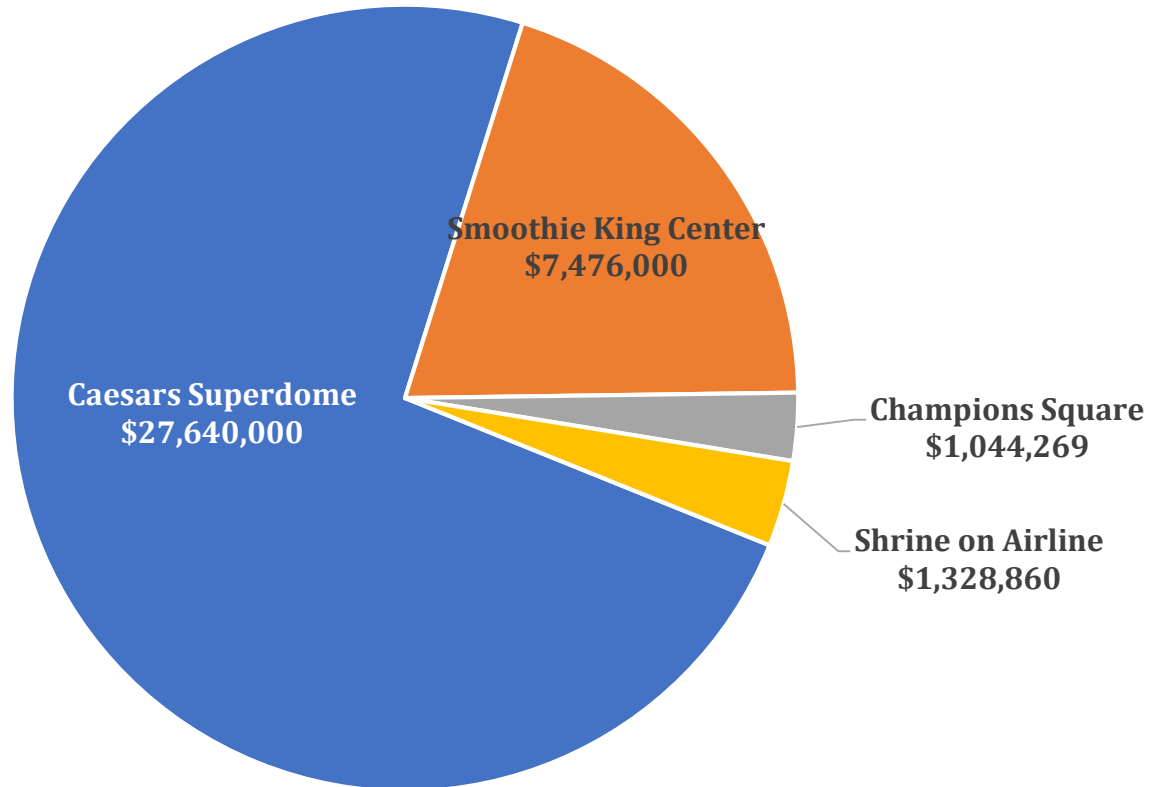
ESCO refers to Energy Services Contracts with Siemens and Johnson Controls. These companies make capital investments, and the LSED recoups costs through savings in 1) energy consumption, 2) maintenance costs and 3) future capital investment. The ESCO expense is an amortized lease payment.



01-124 Louisiana Stadium and Exposition District

Expenditure and Revenue Data

LSED Operating Budget: FY 2026
Facility Expenses = \$37,489,129



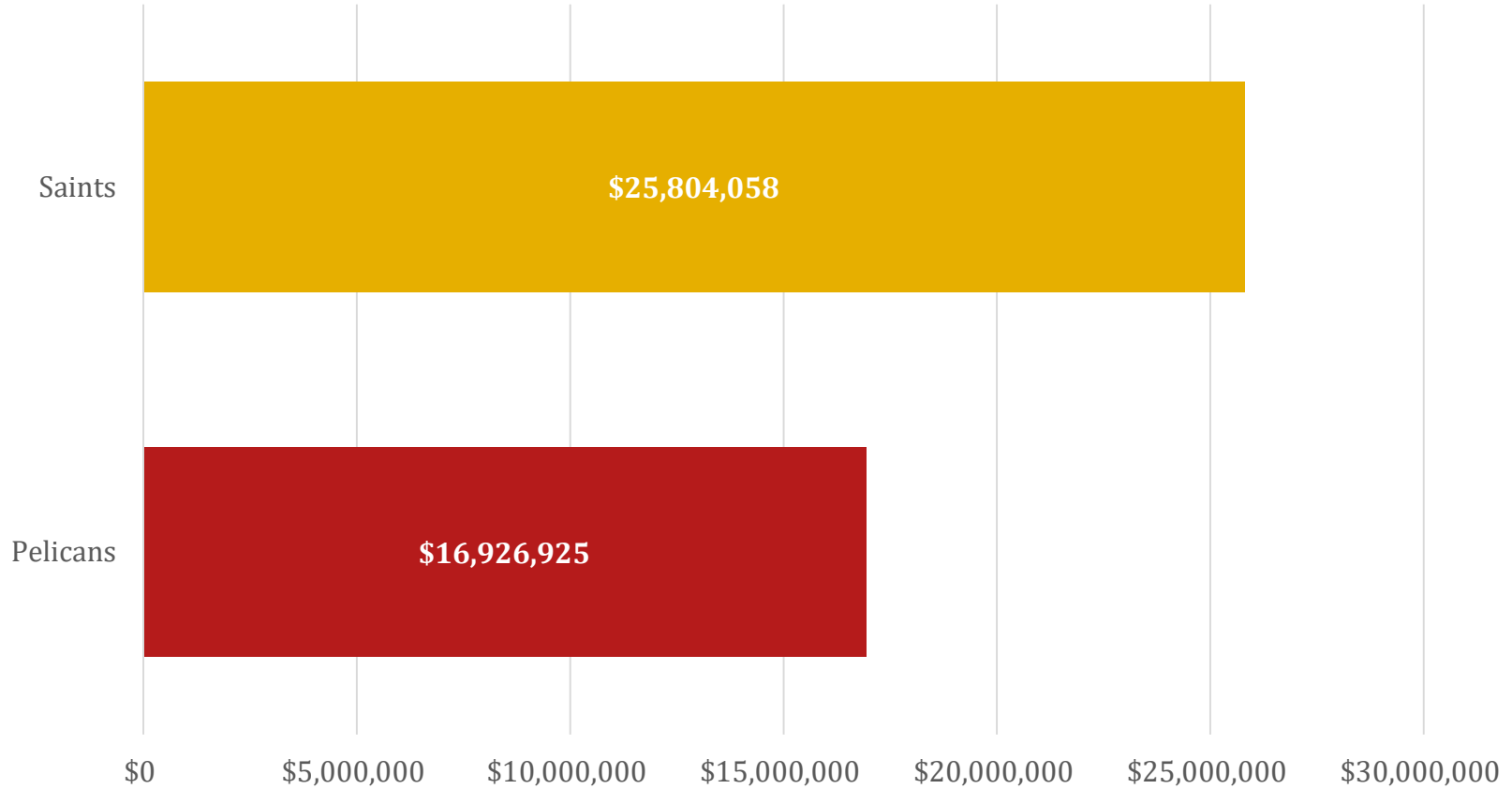


01-124 Louisiana Stadium and Exposition District

Expenditure and Revenue Data

LSED Operating Budget: FY 2026

Lease Entitlements = \$42,730,983



Expenses include: team entitlements, player tax allocation, and game day expenses



01-124 Louisiana Stadium and Exposition District Current Issues

- The New Orleans Pelicans previously participated in the Quality Jobs Tax Rebate Program in La. Department of Economic Development (LED), providing the team with a \$3.65 million annual rebate. This rebate expired in Fiscal Year 2022.
 - The Amended and Restated Arena Usage Agreement with the Pelicans requires that if the Quality Jobs Rebate Agreement is not renewed or extended, then “the State shall pay or cause the LSED to pay amounts that would have been payable under the Quality Jobs Rebate Agreement had it been so extended throughout the remainder of the Initial Term and the Extended Term”.
 - The State is obligated to pay the equivalent \$3.65 million annually for FY 2023 through FY 2029 through annual appropriation. The state’s agreement with the Pelicans is set to expire in FY 2029.
 - There is currently a \$3.65 million appropriation for the Pelicans housed in 20-931 – LED Debt Service and State Commitments, representing a payment in the current year, which is continued for FY 2026.